



The PMR safety door is designed for access by persons with reduced mobility.

Totally autonomous and robust, this product is particularly designed to secure sensitive outdoor crowded sites, such as industrial plants, sports centres, commercial, office complexes, airports, power stations, amusement parks, military bases, car parks, etc.

**The PRM door is bidirectional and available in a power or manually operated version.**

This design fits perfectly together with the TRS37x product line for side-by-side or remote installation.

## DESCRIPTION

1. Bidirectional PMR service door:
  - Locked in rest position
  - Opening cycle in both directions, at + and - 90°
  - Offering a free passage width of 1050 mm
  - Returning automatically in the central lock position.

The moving part of the door is made of steel tubes welded on a frame and fixed to the upper rotor and lower pivot.

2. Two structural posts, composed of square steel profiles, restrict the width of the passage and support the upper housing and reader boxes (3) (Optional items).
4. The upper casing, made of metal sheet, integrates the locking mechanism and the control logic. The access doors are protected by locks and keys. A diamond point roof is included and useful for water drainage.

5. The drive mechanism consists of:

### Manually-operated version:

- Compensating arm and tension springs holding the mobile obstacle in rest position after passage.
- Hydraulic shock absorber for smooth closing
- Electromagnet and cams ensuring mechanical locking of the obstacle in the rest position.

### Power-operated version:

- Brushless 24 V motor assembly.
- Pulley and belt movement transmission. The belt is tensioned by a tensioning roller.
- Solenoid and cams for mechanically locking the barrier in the at-rest position.

6. Control logic whose main features are:

### Manually-operated version:

- Parameters setting via integrated keyboard and LCD display or via Modbus connection with remote controller.
- Connection terminal block for I/O wiring (readers, unlocking pulses,...) and information retrieval (position,...).
- Configuration of the controlled operating mode.
- Timer management (relocking after time out if no passage).
- Memorisation of passage authorisation.
- Etc.

### Power-operated version:

- Parameter setting via built-in web interface or via XML/RPC link with remote controller.
- Terminal block for various commands (readers, unlocking, etc.).
- Configuration of the controlled operating mode.
- Time delay management (delay after passage in particular).
- Etc.

7. Orientation pictograms located in front of the upper housing, on both directions.
8. Lighting of the door integrated in the upper casing.
9. Dust sealing device between the door axis and the upper housing.
10. **Automatic Systems** supplies expandable screws to fix the equipment on the floor.

## PMR DOOR OPERATING MODE

In each passage direction, the following configurations are available (to be specified when ordering):

1. Locked all the time, but unlocked in case of power failure.
2. Electrically controlled (free, locked, passage subject to authorisation) and mechanically locked in case of power failure.
3. (Standard version) Electrically controlled (free, locked, passage subject to authorisation) and unlocked in case of power failure.

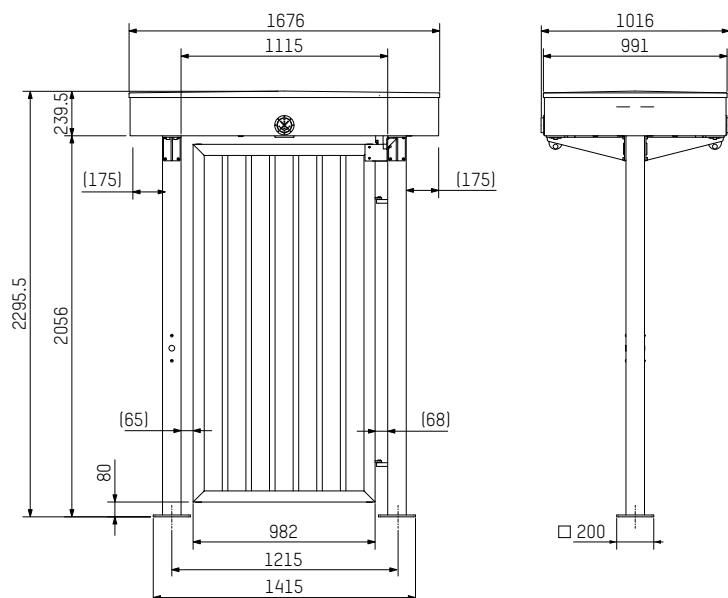
## SURFACE TREATMENT

- Internal mechanical parts are galvanized.
- Moving obstacle and vertical posts are galvanized and painted. 4 colours available RAL7038, RAL6005, RAL7016 or RAL9010.
- Upper casing is sandblasted + metallized and cover with two layer of paint, RAL7038, RAL6005, RAL7016 or RAL9010.
- Roof in aluminium protected with two layer of paint, RAL7038, RAL6005, RAL7016 or RAL9010.

## WORKS TO BE PROVIDED BY THE CUSTOMER

- Masonry work as required per general layout drawing.
- Power supply.
- Anchoring to the floor.
- Electrical connections to the access control system.

## STANDARD DIMENSIONS (MM)



## STANDARD TECHNICAL CHARACTERISTICS

Power supply*	100 - 230 V single-phase 50/60 Hz	
Power consumption at rest, without heating*	30 W	
Power consumption in movement, without heating*	60 W	
Ambient operating temperature	from -10 to +50°C	
Relative ambient humidity	95%, without condensation	
	Manually-operated version	Power-operated version
Net weight	207,4 kg	220 kg
Flow	20 passages per minute, depending of the reaction time of the access control reader	
MCBF (Mean cycles between failures)	<b>1,000,000</b> cycles, in compliance with recommended maintenance	
MTR (Mean Time To Repair)	20 minutes	
IP rating	IP43	
CE	Complies with European standards	

\* Per door

## OPTIONS

1. Key-operated firemen's release (per French standards). ⓘ
2. Light sensitive switch. <sup>(1)</sup>
3. Heating for operation up to -35°C.
4. Power supply 120V 60Hz (compliant with UL standard).
5. Non standard RAL colour. <sup>(2)</sup>
6. Treatment for aggressive saline environment. <sup>(3)</sup>
7. Rotating door made of stainless steel 304.
8. Canopy.
9. Two (big) boxes for integration of access control features - Single passage - A & B directions. <sup>(1)</sup>
10. LED pictograms on boxes (single lane) - A & B directions.
11. Fixing frame - Single passage.

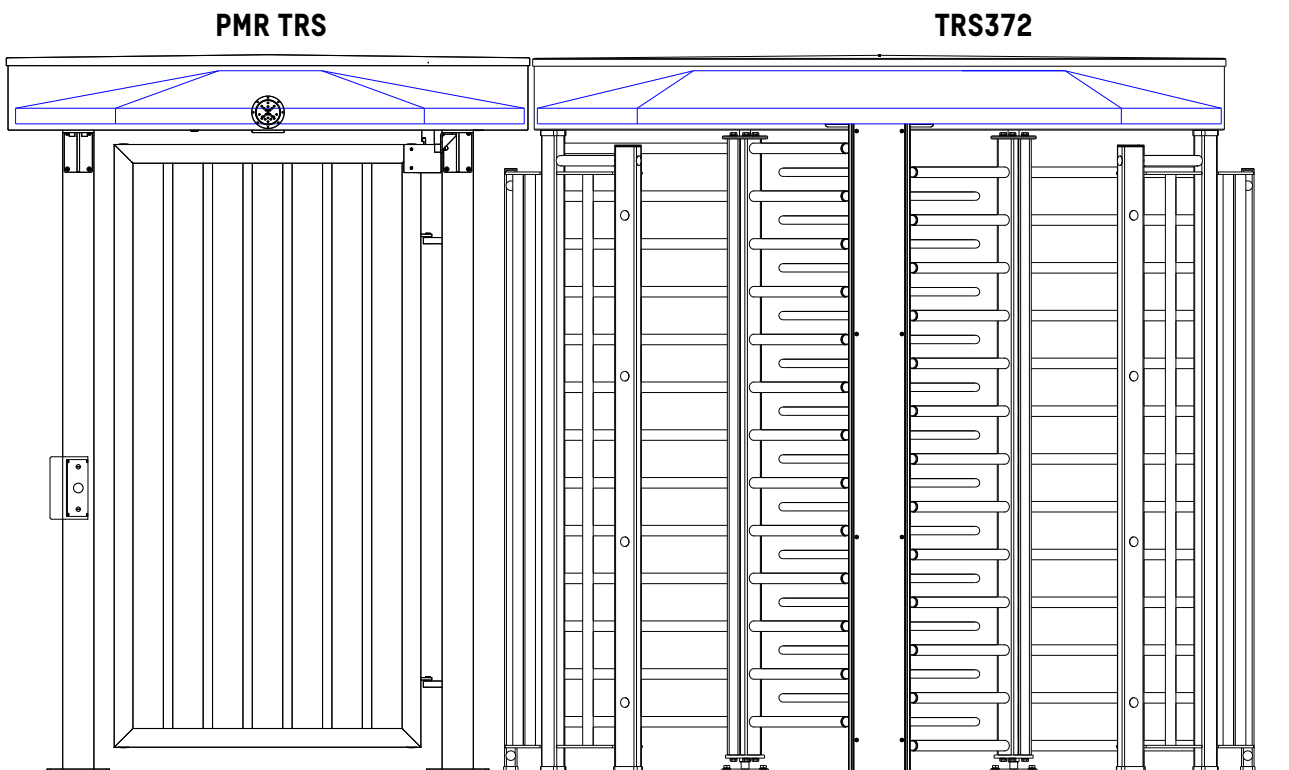
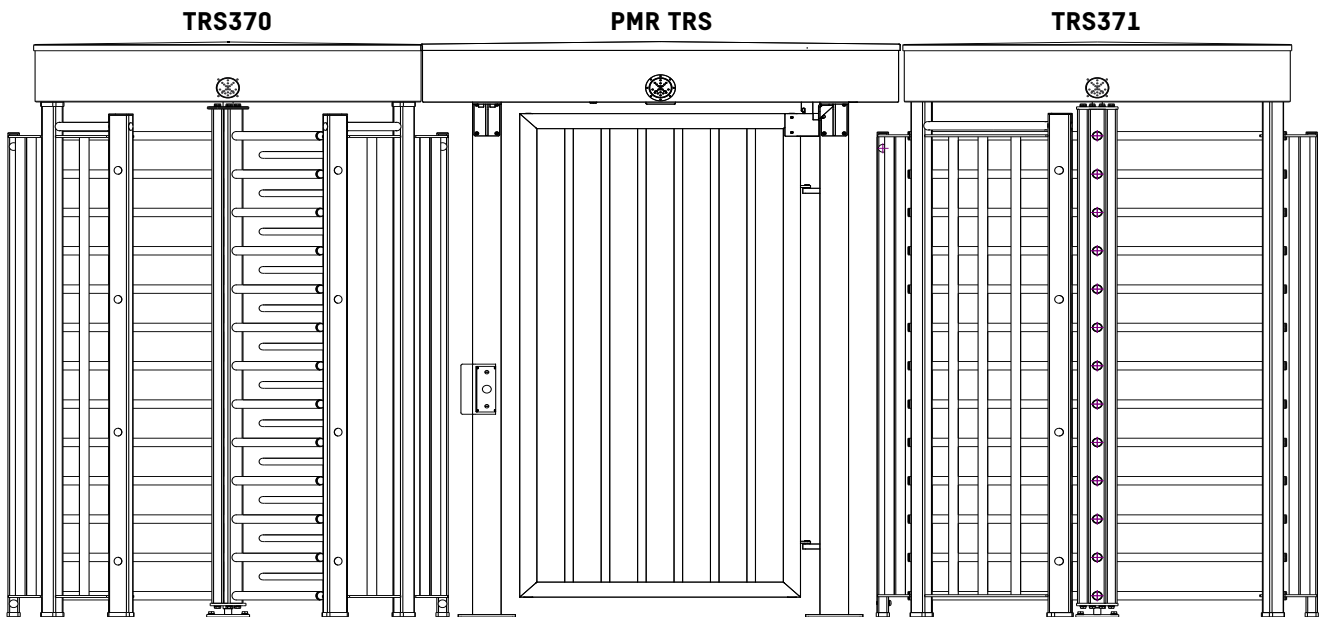
ⓘ Requires a configuration definition (position of the unlocking key)

<sup>(1)</sup> Requires a TRS PMR managed by a logic board.

<sup>(2)</sup> Requires a TRS managed by a logic board.

<sup>(3)</sup> Recommended for an installation within 10 km of the coast: sandblasting + Alu Zinc plating 80µm outside (40µm inside) + polyzinc 80µm + 80µm powder coat.

## EXAMPLE(S) OF COMBINATION(S)



### Headquarters

Avenue Mercator, 5  
1300 Wavre - Belgium



✉ [helpdesk.as@automatic-systems.com](mailto:helpdesk.as@automatic-systems.com)



☎ +32.(0)10.23.02.11



🌐 [www.automatic-systems.com](http://www.automatic-systems.com)



TRS PMR-FT-EN-07