

AXIS Q3538-SLVE Dome Camera

Stainless steel 8 MP dome for corrosive areas

Enclosed in marine-grade stainless steel (SS 316L), DNV-certified casing, this robust camera is resistant to the corrosive effects of sea water and cleaning chemicals. Plus, it's protected against redirection, defocusing, and impacts and can withstand wide temperatures ranges. It offers outstanding image quality in superior 4K resolution under any light conditions. Featuring a deep learning processing unit (DLPU), it supports advanced analytics based on deep learning on the edge. And, thanks to AXIS Object Analytics, it can detect and classify people, and different types of vehicles—all tailored to specific needs. Furthermore, built-in cybersecurity features help safeguard your system.

- > [Ideal for corrosive and harsh conditions](#)
- > [Marine-grade stainless steel casing](#)
- > [Outstanding image quality in 4K](#)
- > [Support for analytics with deep learning](#)
- > [Built-in cybersecurity features](#)



AXIS Q3538-SLVE Dome Camera

Camera	
Image sensor	1/1.2" progressive scan RGB CMOS Pixel size 2.9 µm
Lens	Varifocal, 6.2–12.9 mm, F1.6–2.9 Horizontal field of view: 103°–49° Vertical field of view: 56°–28° Varifocal, Remote focus and zoom, P-Iris control, IR corrected
Day and night	Automatically removable infrared-cut filter
Minimum illumination	Color: 0.07 lux at 50 IRE, F1.6 B/W: 0 lux at 50 IRE, F1.6
Shutter speed	1/66500 s to 2 s
Camera angle adjustment	Pan ±180°, tilt -43 to +80°, rotation ±175°
System on chip (SoC)	
Model	ARTPEC-8
Memory	2048 MB RAM, 8194 MB Flash
Compute capabilities	Deep learning processing unit (DLPU)
Video	
Video compression	H.264 (MPEG-4 Part 10/AVC) Baseline, Main and High Profiles H.265 (MPEG-H Part 2/HEVC) Main Profile Motion JPEG
Resolution	16:9: 3840x2160 to 160x90 16:10: 1280x800 to 160x100 4:3: 2880x2160 to 160x120
Frame rate	With WDR: 25/30 fps with power line frequency 50/60 Hz Without WDR: 50/60 fps with power line frequency 50/60 Hz
Video streaming	Multiple, individually configurable streams in H.264, H.265 and Motion JPEG Axis Zipstream technology in H.264 and H.265 Controllable frame rate and bandwidth VBR/ABR/MBR H.264/H.265 Low latency mode Video streaming indicator
WDR	Forensic WDR: Up to 120 dB depending on scene
Multi-view streaming	Up to 8 individually cropped out view areas
Image settings	Saturation, contrast, brightness, sharpness, white balance, day/night threshold, tone mapping, exposure mode, exposure zones, defogging, barrel distortion correction, electronic image stabilization, compression, rotation: 0°, 90°, 180°, 270° including Corridor Format, mirroring, text and image overlay, dynamic text and image overlay, privacy masks, polygon privacy mask
Image processing	Axis Zipstream, Forensic WDR, Lightfinder 2.0, OptimizedIR
Pan/Tilt/Zoom	Digital PTZ, optical zoom, preset positions Limited guard tour, control queue, on-screen directional indicator Tour recording (max 10, max duration 16 minutes each), guard tour (max 100) 2x optical zoom
Audio	
Audio streaming	Configurable duplex: Two-way (full duplex)
Audio encoding	24bit LPCM, AAC-LC 8/16/48 kHz, G.711 PCM 8 kHz, G.726 ADPCM 8 kHz, Opus 8/16/48 kHz Configurable bit rate
Audio input/output	External microphone input or line input (balanced or unbalanced), line output, digital audio input, automatic gain control Microphone power: Microphone power 5V on tip, ring power 12V on ring, phantom power 12V on tip/ring
Network	
Network protocols	IPv4, IPv6 USGv6, ICMPv4/ICMPv6, HTTP, HTTPS, HTTP/2, TLS, QoS Layer 3 DiffServ, FTP, SFTP, CIFS/SMB, SMTP, mDNS (Bonjour), UPnP®, SNMP v1/v2c/v3 (MIB-II), DNS/DNSv6, DDNS, NTP, RTSP, RTP, SRTP/RTSPS, TCP, UDP, IGMPv1/v2/v3, DHCPv4/v6, ARP, SSH, SIP, LLDP, CDP, MQTT v3.1.1, Syslog, Link-Local address (ZeroConf)

System integration	
Application Programming Interface	Open API for software integration, including VAPIX®, metadata and AXIS Camera Application Platform (ACAP); specifications at axis.com/developer-community . ACAP includes Native SDK and Computer Version SDK. One-click cloud connection (O3C) ONVIF® Profile G, ONVIF® Profile M, ONVIF® Profile S, and ONVIF® Profile T specification at onvif.org
Video management systems	AXIS Companion, AXIS Camera Station, video management software from Axis Application Development Partners available at axis.com/vms
Onscreen controls	Electronic image stabilization Day/night shift Defogging Wide dynamic range Video streaming indicator IR illumination Heater
Event conditions	Analytics, external input, supervised external input, edge storage events, virtual inputs through API Audio: audio detection, audio clip playing Call: state, state change Device status: above operating temperature, above or below operating temperature, below operating temperature, IP address removed, network lost, new IP address, shock detected, casing open, storage failure, system ready, within operating temperature Digital audio: digital signal contains Axis metadata, digital signal has invalid sample rate, digital signal missing, digital signal okay Edge storage: recording ongoing, storage disruption, storage health issues detected I/O: digital input, manual trigger, virtual input MQTT subscribe MQTT: stateless Scheduled and recurring: schedule Video: tampering, average bitrate degradation, day-night mode, live stream open
Event actions	I/O: toggle I/O once, toggle I/O while the rule is active Record video: SD card and network share Upload of images or video clips: FTP, SFTP, HTTP, HTTPS, network share and email Pre- and post-alarm video or image buffering for recording or upload Notification: email, HTTP, HTTPS, TCP and SNMP trap Calls: end SIP call, make SIP call, answer call MQTT publish Overlay text, external output activation, play audio clip, zoom preset, day/night mode, make call, flash status LED, use lights, set defog mode, send MQTT publish message, set WDR mode
Built-in installation aids	Leveling assistant, straighten image, image grid, pixel counter
Analytics	
AXIS Object Analytics	Object classes: humans, vehicles (types: cars, buses, trucks, bikes) Trigger conditions: line crossing, object in area, time in area ^{BETA} Up to 10 scenarios Metadata visualized with trajectories and color-coded bounding boxes Polygon include/exclude areas Perspective configuration ONVIF Motion Alarm event
Metadata	Object data: Classes: humans, faces, vehicles (types: cars, buses, trucks, bikes), license plates Confidence, position Event data: Producer reference, scenarios, trigger conditions
Applications	Included AXIS Object Analytics AXIS Video Motion Detection, active tampering alarm, audio detection Supported Support for AXIS Camera Application Platform enabling installation of third-party applications, see axis.com/acap
Approvals	
Product markings	BIS, CE, KC, RCM, UL/cUL, UKCA, VCCI, WEEE

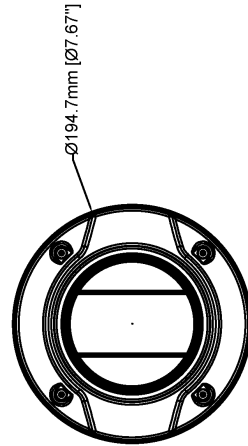
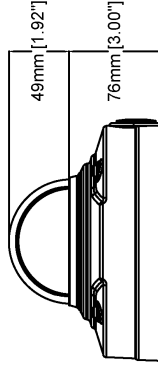
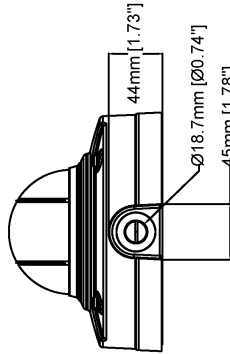
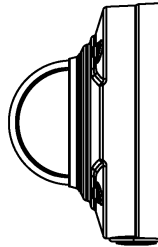
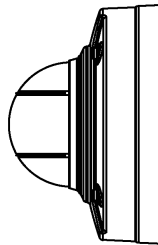
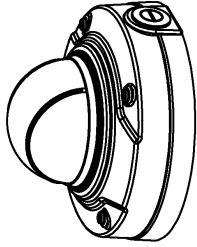
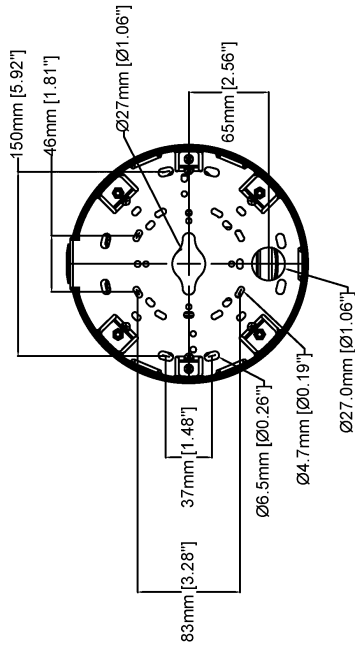
Supply chain	NDA compliant, TAA compliant
EMC	CISPR 35, EN 50121-4, EN 55032 Class A, EN 55035, EN 61000-3-2, EN 61000-3-3, EN 61000-6-1, EN 61000-6-2 Australia/New Zealand: RCM AS/NZS CISPR 32 Class A Canada: ICES-3(A)/NMB-3(A) Japan: VCCI Class A USA: FCC Part 15 Subpart B Class A Railway: IEC 62236-4
Safety	CAN/CSA-C22.2 No. 60950-22, CAN/CSA C22.2 No. 62368-1, IEC/EN/UL 62368-1, IEC/EN/UL 60950-22, IEC 62471, IS 13252
Environment	IEC 60068-2-1, IEC 60068-2-2, IEC 60068-2-6, IEC 60068-2-14, IEC 60068-2-27, IEC 60068-2-78, IEC/EN 60529 IP66, IEC/EN 60529 IP67, IEC/EN 60529 IP68, ISO 20653 IP6K9K, IEC/EN 62262 IK11 (50J), NEMA 250 Type 4X, NEMA TS 2 (2.2.7-2.2.9), DNV
Network	NIST SP500-267
Cybersecurity	
Edge security	Software: Signed firmware, brute force delay protection, digest authentication, password protection, AES-XTS-Plain64 256bit SD card encryption Hardware: Secure boot, Axis Edge Vault with Axis device ID, signed video, secure keystore (CC EAL4+, FIPS 140-2 level 2 certified hardware protection of cryptographic operations and keys)
Network security	IEEE 802.1X (EAP-TLS), IEEE 802.1AR, HTTPS/HSTS, TLS v1.2/v1.3, Network Time Security (NTS), X.509 Certificate PKI, IP address filtering
Documentation	<i>AXIS OS Hardening Guide</i> <i>Axis Vulnerability Management Policy</i> <i>Axis Security Development Model</i> To download documents, go to axis.com/support/cybersecurity/resources To read more about Axis cybersecurity support, go to axis.com/cybersecurity
General	
Casing	IP6K9K-, IP66-, IP67-, IP68- and NEMA 4X-rated, IK11 (50 joules) impact-resistant stainless steel casing Polycarbonate hard-coated dome and dehumidifying membranes Electropolished SS 316L stainless steel Encapsulated electronics Captive stainless steel screws
Mounting	Mounting bracket with junction box holes (double-gang, single-gang, 4" square, and 4" octagon) 3/4" (M25) conduit side entry
Power	Power over Ethernet (PoE) IEEE 802.3at Type 2 Class 4 Typical 9 W, max 23 W 10–28 V DC, typical 9 W, max 24 W
Connectors	Audio: 3.5 mm mic/line in, 3.5 mm line out I/O: Terminal block for two configurable supervised inputs / digital outputs (12 V DC output, max load 50 mA) Network: Shielded RJ45 10BASE-T/100BASE-TX/1000BASE-T PoE Power: DC input

IR illumination	OptimizedIR with power-efficient, long-life 850 nm IR LEDs Range of reach 40 m (130 ft) or more depending on the scene
Storage	Support for microSD/microSDHC/microSDXC card Support for SD card encryption (AES-XTS-Plain64 256bit) Recording to network-attached storage (NAS) For SD card and NAS recommendations see axis.com
Operating conditions	-50 °C to 55 °C (-58 °F to 131 °F) Maximum temperature according to NEMA TS 2 (2.2.7): 74 °C (165 °F) Start-up temperature: -40 °C (-40 °F) Humidity 10–100% RH (condensing)
Storage conditions	-40 °C to 65 °C (-40 °F to 149 °F) Humidity 5–95% RH (non-condensing)
Dimensions	Height: 125 mm (4.9 in) ø 195 mm (7.7 in)
Weight	2.2 kg (4.9 lb)
Box content	Installation guide, Windows® decoder 1-user license, drill template, terminal block connectors for DC and I/O, RESISTORX® L-key, connector guard, φ5–15mm cable gaskets, φ3–5mm cable gasket, mounting bracket
Optional accessories	AXIS TQ3807-E Dome Smoked AXIS TQ3807-E Dome Clear AXIS T91F61 Wall Mount AXIS T91F67 Pole Mount AXIS T94U02D Pendant Kit with weathershield AXIS T94U01D Pendant Kit AXIS Multicable B I/O Audio Power AXIS T8415 Wireless Installation Tool AXIS Surveillance Cards For more accessories, go to axis.com/products/axis-q3538-slve#accessories
System tools	AXIS Site Designer, AXIS Device Manager, product selector, accessory selector, lens calculator Available at axis.com
Languages	English, German, French, Spanish, Italian, Russian, Simplified Chinese, Japanese, Korean, Portuguese, Polish, Traditional Chinese
Warranty	5-year warranty, see axis.com/warranty
Part numbers	Available at axis.com/products/axis-q3538-slve#part-numbers
Sustainability	
Substance control	PVC free RoHS in accordance with EU RoHS Directive 2011/65/EU/ and EN 63000:2018 REACH in accordance with (EC) No 1907/2006. For SCIP UUID, see axis.com/partner .
Environmental responsibility	axis.com/environmental-responsibility Axis Communications is a signatory of the UN Global Compact, read more at unglobalcompact.org

Environmental responsibility:

axis.com/environmental-responsibility

Dimension drawing



Revision	v.01	Revision date	2022-12-12
Paper size	A4	Release date	2022-12-12
Created by	MF	Scale	1:5

Key features and technologies

Built-in cybersecurity

Axis Edge Vault is a secure cryptographic compute module (secure module or secure element) in which the Axis device ID is securely and permanently installed and stored.

Secure boot is a boot process that consists of an unbroken chain of cryptographically validated software, starting in immutable memory (boot ROM). Being based on signed firmware, secure boot ensures that a device can boot only with authorized firmware. Secure boot guarantees that the Axis device is completely clean from possible malware after resetting to factory default.

Signed firmware is implemented by the software vendor signing the firmware image with a private key, which is secret. When firmware has this signature attached to it, a device will validate the firmware before accepting and installing it. If the device detects that the firmware integrity is compromised, it will reject the firmware upgrade. Axis signed firmware is based on the industry-accepted RSA public-key encryption method.

Zipstream

The Axis Zipstream technology preserves all the important forensic in the video stream while lowering bandwidth and storage requirements by an average of 50%. Zipstream also includes three intelligent algorithms, which ensure that relevant forensic information is identified, recorded, and sent in full resolution and frame rate.

Forensic WDR

Axis cameras with wide dynamic range (WDR) technology make the difference between seeing important forensic details clearly and seeing nothing but a blur in challenging light conditions. The difference between the darkest and the brightest spots can spell trouble for image usability and

clarity. Forensic WDR effectively reduces visible noise and artifacts to deliver video tuned for maximal forensic usability.

Lightfinder

The Axis Lightfinder technology delivers high-resolution, full-color video with a minimum of motion blur even in near darkness. Because it strips away noise, Lightfinder makes dark areas in a scene visible and captures details in very low light. Cameras with Lightfinder discern color in low light better than the human eye. In surveillance, color may be the critical factor to identify a person, an object, or a vehicle.

AXIS Object Analytics

AXIS Object Analytics adds value to your camera for free. It detects and classifies humans, vehicles, and types of vehicles. Thanks to AI-based algorithms and behavioral conditions, it analyzes the scene and their spatial behavior within—all tailored to your specific needs. Scalable and edge-based, it requires minimum effort to set up and supports various scenarios running simultaneously.

OptimizedIR

Axis OptimizedIR provides a unique and powerful combination of camera intelligence and sophisticated LED technology, resulting in our most advanced camera-integrated IR solutions for complete darkness. In our pan-tilt-zoom (PTZ) cameras with OptimizedIR, the IR beam automatically adapts and becomes wider or narrower as the camera zooms in and out to make sure that the entire field of view is always evenly illuminated.

For more information, see [axis.com/glossary](https://www.axis.com/glossary)